

SELECT PORTFOLIO THE MANAGED FUND

CLASS "C" UNITS

INVESTMENT OBJECTIVE

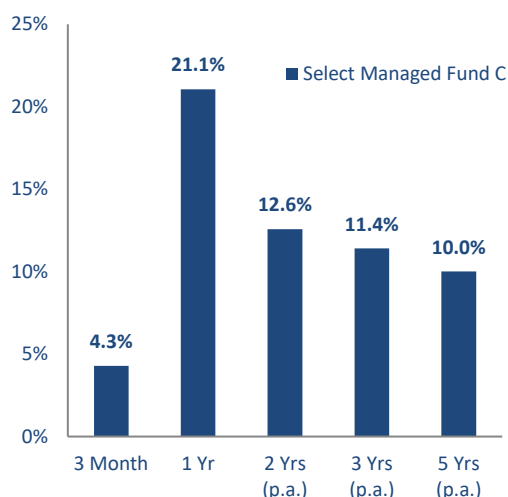
The investment objective of the Select Managed Fund ('the Fund') is to seek to achieve capital appreciation.

INVESTMENT STRATEGY

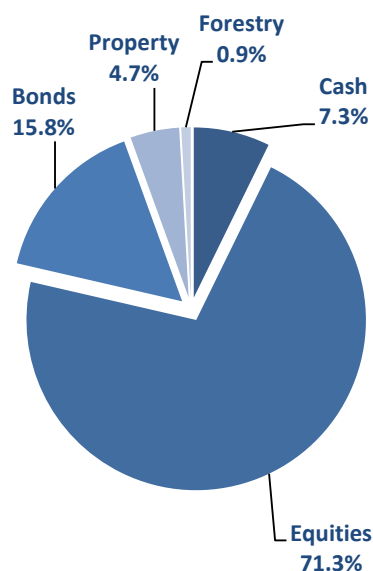
The objective of the Select Managed Fund will be achieved by investing in a range of assets which will primarily be equities, bonds, property and cash. The Investment Adviser will vary the proportion of the Fund invested in each asset class in line with its views on the relative growth potential of each sector and consistent with its policy of maintaining a diversified portfolio.

NOTE: All information below is provided as at 30.06.2021

INVESTMENT PERFORMANCE



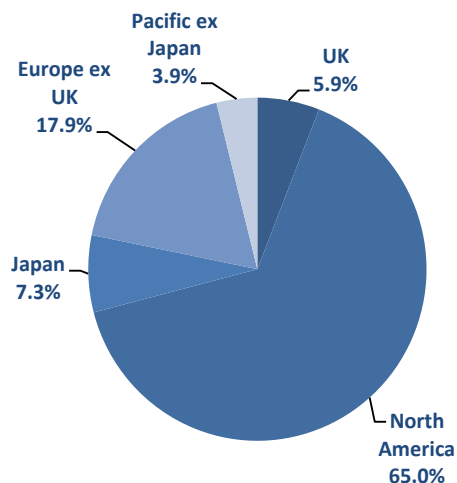
ASSET ALLOCATION (% Fund)



Source: Davy Global Fund Management, Northern Trust

GEOGRAPHIC ALLOCATION (%)

Portfolio Geographic Allocation (% Equity)



TOP 10 HOLDINGS (%)

10 Largest Equity Holdings (% Fund)

Stock	Country	Weight
Alphabet Inc.	US	5.0%
Microsoft Corp.	US	4.8%
Apple Inc.	US	3.0%
Visa Inc.	US	2.5%
American Express Co.	US	1.8%
Home Depot Inc.	US	1.8%
Nike Inc.	US	1.7%
TSMC	Taiwan	1.6%
Oracle Corp.	US	1.5%
Iberdrola S.A.	Spain	1.5%
Total		25.4%

Davy Global Fund Management

June 2021

ABOUT THE FUND

Base Currency:

Euro

Fund Size (EUR):

34.05m

No. of Equity Holdings:

58

Investment Manager:

Davy Global Fund Management

Type of Unit:

Accumulation

Valuation Point:

5.00 pm Daily

Order Cut-Off Point:

4.00 pm Daily (two Business Days prior to the relevant Dealing Day.)

Lipper ID:

65092463

As at the 4th August 2017 the change of name and change of Manager to Davy Asset Management Select Portfolio (previously Prescient Select Portfolio) was approved by the Central Bank of Ireland. For additional information please contact Davy Global Fund Management.

Contact:

Tel: +353 1 614 8874

Email:

assetmanagement@davygfm.com

Website: www.davygfm.com

SELECT PORTFOLIO THE MANAGED FUND

CLASS "C" UNITS Q2 2021 MARKET REVIEW

The **Managed Fund C** returned 4.28% during Q2 2021.

After trading water during April and May, global equity markets made further progress during June, taking the return for the second quarter as a whole to 6.78% in euro terms as measured by the MSCI World Index. In a mirror image of the first quarter, the market was led higher during the quarter by growth stocks, while value stocks lagged the market.

Economic growth continued to improve during the quarter as economies emerged from lockdowns. There were signs of resource constraints and tight supply chains in certain sectors, including technology and construction. This has put upward pressure on prices and has led to fears among some investors that rising inflation will prompt central banks to raise interest rates to tame inflation.

However, the ECB and Federal Reserve have been at pains to point out that they view the current rise in inflation as a temporary phenomenon, and that policy will remain very accommodative until the effects of the pandemic are behind us.

Meanwhile, companies are feeling the tailwind of the improved demand environment through higher earnings. The outturn of the first quarter earnings season was better than investors had expected and estimates for full-year profit growth have been rising steadily.

Most government bond yields moved lower (prices higher) during Q2. This led to a return of circa 0.8% for the JP Morgan Global Bond Index (euro hedged). We believe several factors contributed to the move lower in yields and positive return. Concerns over the new delta variant delayed the easing of restrictions in many economies. While US labour market growth has been strong, it disappointed relative to very high expectations. From a positioning perspective, many institutional investors were short/underweight bonds, which contributed to a short squeeze as yields fell (prices rose).

Eurozone government bonds were an exception. Their yields rose (prices fell) due to the accelerated pace in vaccination programmes after a very slow start in Q1. As a result, Eurozone government bond markets underperformed US Treasuries and UK Gilts.

European credit markets remain resilient due to high corporate liquidity and the prospect of widely distributed vaccines particularly in H2 2021. ECB President Lagarde reminded the market that the ECB remain committed to loose monetary policy and favourable financing conditions. In May ECB Chief Economist Lane stated that he saw any rise in inflation as transitory, with both inflation and financing conditions needing to improve sufficiently before any change to current stimulus measures. Lane stated that the ECB remain committed 'to keeping financing conditions favourable', adding that the ECB 'can increase or decrease bond purchases as is necessary' to do so.

CALENDAR YEAR FUND PERFORMANCE (%)

	2020	2019	2018	2017	2016
Managed Fund C	6.5%	22.3%	-1.8%	6.6%	6.5%
MSCI World Index	6.3%	30.0%	-4.1%	7.5%	10.7%
JP Morgan Global Bond Index	4.9%	4.6%	-0.3%	0.4%	2.3%
Rubicon Managed Fund Average	6.2%	20.6%	-5.2%	7.3%	5.8%

Source: Northern Trust

MSCI Inc. (MSCI). Without prior written permission of MSCI, this information and any other MSCI intellectual property may not be reproduced, disseminated or used to create any financial products, including any indices. This information is provided on an 'as is' basis. The user assumes the entire risk of any use made of this information. MSCI, its affiliates and any third party involved in, or related to, computing or compiling the information hereby expressly disclaim all warranties of originality, accuracy, completeness, merchantability or fitness for a particular purpose with respect to any of this information. Without limiting any of the foregoing, in no event shall MSCI, any of its affiliates or any third party involved in, or related to, computing or compiling the information have any liability for any damages of any kind. MSCI and the MSCI indexes are services marks of MSCI and its affiliates.

The JP Morgan Global Bond Index is used with permission. The Index may not be copied, used, or distributed without J.P. Morgan's prior written approval. Copyright 2020, J.P. Morgan Chase & Co. All rights reserved. The J.P. Morgan GBI series provides a comprehensive measure of local currency denominated fixed rate government debt issued in developed markets. The global series tracks 13 countries and the broad series tracks 27 countries. The series is available in a number of different segments and breakouts including - maturity sectors and individual countries as well as hedged and unhedged in over twenty currencies.

This document is not intended to constitute an offer or solicitation for the purchase or sale of any financial instrument, trading strategy, product or service and does not take into account the investment objectives, knowledge and experience or financial situation of any particular person. Investors should obtain advice based on their own individual circumstances from their Portfolio Manager, financial advisor or other legal or tax advisor before making an investment decision. Investors should also read the Prospectus and Supplement for the Fund prior to making a decision to invest. These documents are available from Davy House, 49 Dawson Street, Dublin 2.

Davy Global Fund Management

June 2021

DISCLAIMER

Davy Global Fund Management Limited, trading as Davy Global Fund Management, is regulated by the Central Bank of Ireland. In the UK, Davy Global Fund Management Limited, trading as Davy Global Fund Management, is deemed authorised and regulated by the Financial Conduct Authority. Details of the Temporary Permissions Regime, which allows EEA-based firms to operate in the UK for a limited period while seeking full authorisation, are available on the Financial Conduct Authority's website. In Luxembourg, Davy Global Fund Management Limited is authorised by the Central Bank of Ireland and is subject to limited regulation by the Commission de Surveillance du Secteur Financier. Details about the extent of our authorisation and regulation by the Central Bank of Ireland, the Financial Conduct Authority and Commission de Surveillance du Secteur Financier are available from us upon request. No part of this document is to be reproduced without our written permission. This document has been prepared and issued by Davy Global Fund Management on the basis of publicly available information, internally developed data and other sources believed to be reliable. The information contained herein does not purport to be comprehensive and is strictly for information purposes only. It does not constitute an offer or an invitation to invest. No party should treat any of the contents herein as advice in relation to any investment. While all reasonable care has been given to the preparation of this information, no warranties or representation express or implied are given or liability accepted by Davy Global Fund Management or its affiliates or any directors or employees in relation to the accuracy fairness or completeness of the information contained herein. Any opinion expressed (including estimates and forecasts) may be subject to change without notice. We or any of our connected or affiliated companies or their employees may have a position in, or may have provided within the last twelve months, significant advice or investment services in relation to any of the securities or related investments referred to in this document.

Warning: Past performance may not be a reliable guide to future performance. The value of your investment may go down as well as up. If you invest in this product you may lose some or all of the money you invest. An investment in the Fund should be regarded as long term.