

Davy Discovery Equity Fund

This Fund is provided and managed by Davy Global Fund Management

Monthly Factsheet June 2021

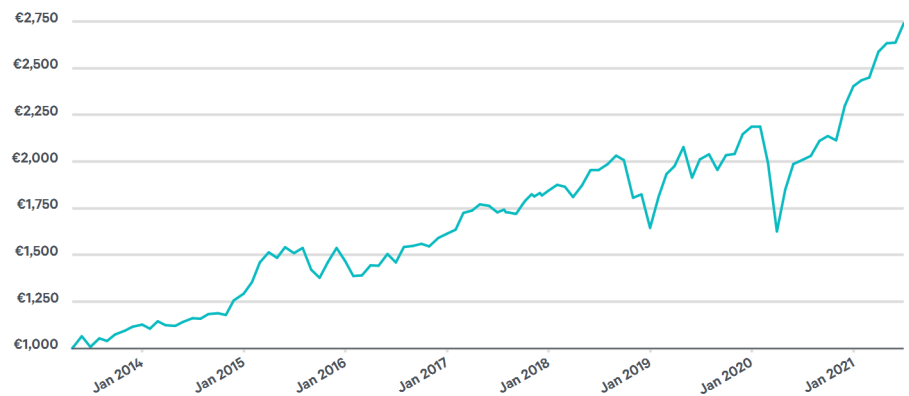
Key Facts (at 30th June 2021)

Inception	12/12/2014
Aum	21.9 million
Legal Status	UCITS
Number Of Holdings	50
Benchmark	MSCI World SMID Cap Index
Dealing Day	Daily - All orders must be received by 16.00 p.m. (Irish time) one Business Day immediately preceding the relevant Dealing Day.
Registered For Sale	IE, UK
Share Classes	A, M, Q
Ongoing Charge ²	0.93%, 1.01%, 1.01%
Share Class Currencies	EUR, GBP
Initial Charge	0%

Fund Objective¹



The investment objective of the Davy Discovery Equity Fund ('the Fund') is to achieve long-term capital growth by investing in a diversified portfolio of small and medium sized companies which demonstrate growth potential coupled with quality characteristics. Risk is reduced through investing across a broad range of sectors and regions.

Figure 1: Performance for Davy Discovery Equity Fund as at 30th June 2021



Source: Davy Global Fund Management and Northern Trust. Performance chart refers to Davy Discovery Equity Fund A Acc (€) net of fees.

Portfolio Management Team

	Chantal Brennan Portfolio Manager MA, MSc, BA ASIP, CEEFAS Industry Start: 1994 Davy Start: 2014
	Jeremy Humphries Portfolio Manager MSc, BA, B.A.I. Industry Start: 2007 Davy Start: 2015

Morningstar Style Box™



Source: Davy Global Fund Management and Morningstar as at 30/06/2021

Table 1: Performance for Davy Discovery Equity Fund (Net of Fees as at 30 06 2021)³

Rolling Fund Performance	NAV	1M	3M	YTD	3 Yr(P.A)	5 Yr(P.A)
Davy Discovery Equity Fund A Acc (€)	384.13	3.9%	5.9%	14.0%	11.9%	13.4%
MSCI World SMID Cap Index (€)	-	3.4%	4.8%	17.2%	11.8%	12.4%
Davy Discovery Equity Fund M Acc (€)	2.28	3.7%	6.7%	9.3%	10.7%	14.1%
Davy Discovery Equity Fund Q Inc (€)	2.16	3.7%	6.7%	8.9%	9.4%	12.8%
MSCI World SMID Cap Index (£)	-	3.2%	5.7%	12.4%	10.7%	13.2%

Table 2: Calendar Year Performance (Net of fees)³

Calendar Year Performance	2020	2019	2018	2017	2016
Davy Discovery Equity Fund A Acc (€)	9.9%	32.9%	-10.7%	14.2%	10.0%
MSCI World SMID Cap Index (€)	12.2%	21.9%	-8.2%	12.4%	31.1%
Davy Discovery Equity Fund M Acc (€)	16.0%	25.4%	-9.8%	18.7%	-
Davy Discovery Equity Fund Q Inc (€)	14.5%	23.1%	-11.4%	18.4%	-
MSCI World SMID Cap Index (£)	6.2%	29.2%	-9.2%	8.1%	13.2%

Source: Davy Global Fund Management and Bloomberg net of fees

On 19th April 2013, the previously proposed changes to the fund strategy were implemented. For more information please contact Davy Global Fund Management.

The Davy Discovery Equity Fund was launched on 12th December 2014. Investors should note the Davy Discovery Equity Fund (UCITS) is newly established. The past performance chart reflects past performance data relating to the Davy Discovery Equity Fund (non-UCITS) which merged with the Davy Discovery Equity Fund (UCITS) (the "Merger"). Prior to the Merger when the Fund was not authorised as a UCITS, the investment policy, strategy and portfolio composition were largely the same. In the circumstances, the past performance data included in this document are believed to be an appropriate reference for investors.

Warning: Past performance is not a reliable guide to future performance. The value of your investment may go down as well as up. This product may be affected by changes in currency exchange rates.

¹ There is no guarantee the Fund will meet its objective.

² Taken over the year.

³ The benchmark index shown above does not include fees or operating expenses and you cannot invest in it.

1M: 30/05/2021 - 30/06/2021; 3M: 30/03/2021 - 30/06/2021; YTD: 31/12/2020 - 30/06/2021; 3YR: 30/06/2018 - 30/06/2021; 5YR: 30/06/2016 - 30/06/2021; 2016: 01/01/2016 - 31/12/2016; 2017: 01/01/2017 - 31/12/2017; 2018: 01/01/2018 - 31/12/2018; 2019: 01/01/2019 - 31/12/2019; 2020: 01/01/2020 - 31/12/2020

Figure 2: Geographic Allocation (% Equity)⁴

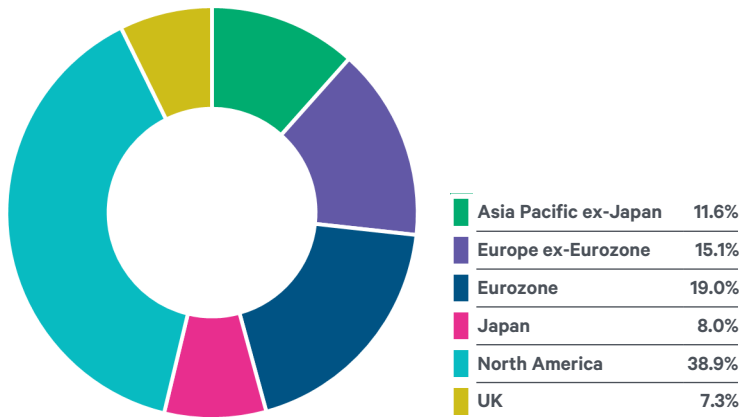


Table 3: Holdings⁴

Top 10 Holdings	% Equity
DESCARTES SYSTEMS GROUP INC	3.4
CRODA INTERNATIONAL PLC	3.3
SONIC HEALTHCARE LTD	3.1
TELEPERFORMANCE	3.1
TERADYNE INC	3.1
GARMIN LTD	2.9
ENDAVA PLC -ADR	2.8
CAPCOM CO LTD	2.7
MASCO CORP	2.7
RATIONAL AG	2.7

Figure 3: Sector Allocation (% Equity)⁴

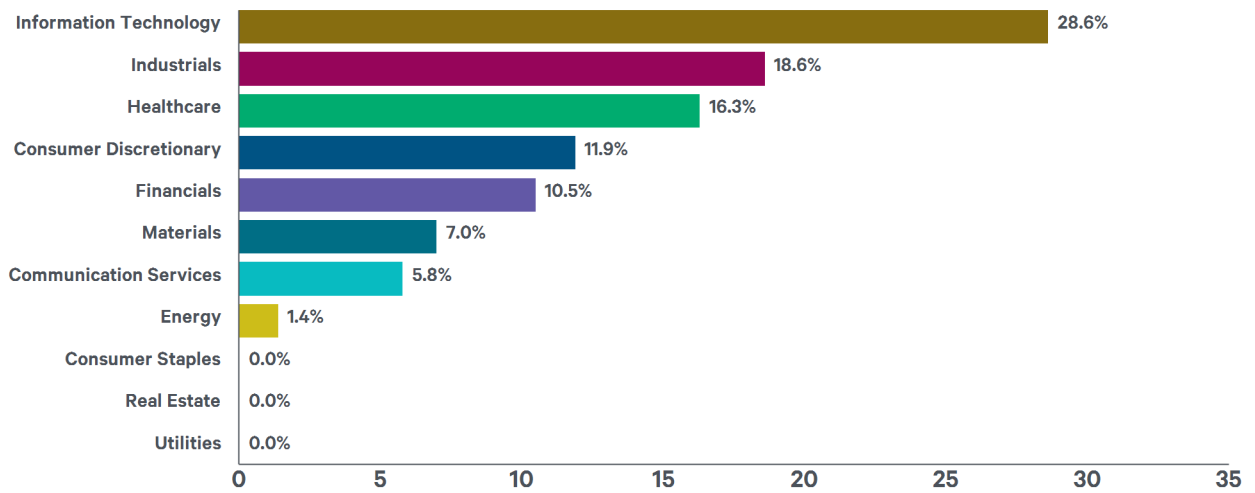


Table 4: Share Class Identifiers

Share Class	Type	ISIN	SEDOL	Inception Date
Davy Discovery Equity Fund A Acc (€)	Accumulating	IE00BRJL3F82	BRJL3F8	12/12/2014
Davy Discovery Equity Fund B Acc (€)	Accumulating	IE00BRJL3H07	BRJL3H0	12/12/2014
Davy Discovery Equity Fund L Acc (£)	Accumulating	IE00BWD1Z317	BWD1Z31	25/05/2015
Davy Discovery Equity Fund M Acc (£)	Accumulating	IE00BD8R7T10	BD8R7T1	19/01/2016
Davy Discovery Equity Fund Q Inc (£)	Distributing	IE00BD8R7X55	BD8R7X5	19/01/2016

Source: Davy Global Fund Management and Bloomberg

⁴ Weightings in holdings, geographic allocation and sector allocation are indicative only and may change subject to the discretion of the Fund Manager. Due to rounding, some totals may not equal 100%.

Please see Page 3 for further information.

The Fund Factsheet is not intended to be comprehensive and is designed to provide summary information to existing investors in the Davy Discovery Equity Fund. It does not constitute an offer or solicitation for the purchase or sale of any financial instrument, trading strategy, product or service and does not take into account the investment objectives, knowledge and experience or financial situation of any particular person. Investors should obtain advice based on their own individual circumstances before making an investment decision. Investors should be aware that some of the Directors of the Company (Davy Funds Plc) are also employed by the Investment Manager, Promoter and the Distributor. Further information in relation to the management of potential conflicts of interest is available upon request. Investors should also read the Prospectus, Supplement and Key Investor Information Document for the Fund prior to making a decision to invest, and for full information on the Fund including fees, risks and conflicts of interest. These documents are available from Davy Global Fund Management, Davy House, 49 Dawson Street, Dublin 2.

Further information in relation to the management of potential conflicts of interest is available upon request. Investors should also read the Prospectus, Supplement and Key Investor Information Document for the Fund prior to making a decision to invest, and for full information on the Fund including fees and risks and conflicts of interest. These documents are available from Davy Global Fund Management, Davy House, 49 Dawson Street, Dublin 2, Ireland.

No part of this document is to be reproduced without written permission. While all reasonable care has been given to the preparation of this information, no warranties or representation express or implied are given or liability accepted by Davy Global Fund Management or its affiliates or any directors or employees in relation to the accuracy, fairness or completeness of the information contained herein. Any opinion expressed (including estimates and forecasts) may be subject to change without notice.

MSCI Inc. (MSCI). Without prior written permission of MSCI, this information and any other MSCI intellectual property may not be reproduced, disseminated or used to create any financial products, including any indices. This information is provided on an 'as is' basis. The user assumes the entire risk of any use made of this information. MSCI, its affiliates and any third party involved in, or related to, computing or compiling the information hereby expressly disclaim all warranties of originality, accuracy, completeness, merchantability or fitness for a particular purpose with respect to any of this information. Without limiting any of the foregoing, in no event shall MSCI, any of its affiliates or any third party involved in, or related to, computing or compiling the information have any liability for any damages of any kind. MSCI and the MSCI indexes are services marks of MSCI and its affiliates.

© 2021 Morningstar. All Rights Reserved. The information contained herein: (1) is proprietary to Morningstar and/or its content providers; (2) may not be copied or distributed; and (3) is not warranted to be accurate, complete or timely. Neither Morningstar nor its content providers are responsible for any damages or losses arising from any use of this information. Past performance is no guarantee of future results. For more detailed information about Morningstar Rating, including its methodology, please go to: http://corporate.morningstar.com/US/documents/MethodologyDocuments/MethodologyPapers/MorningstarFundRating_Methodology.pdf

Davy Global Fund Management

Davy House, 49 Dawson Street, Dublin 2, D02 PY05, Ireland.
T +353 1 679 7788 E assetmanagement@davygfm.com

www.davygfm.com

Confidential © Davy 2021

If you are a client of Davy Global Fund Management, this communication has been sent to you as part of our service offering. If you are not a client of Davy Global Fund Management, you can opt out of further similar communications at any stage by emailing davygfm@davygfm.com. The Davy Group Privacy Notice can be found at www.davygfm.com.

Davy Global Fund Management Limited, trading as Davy Global Fund Management, is regulated by the Central Bank of Ireland. In the UK, Davy Global Fund Management Limited, trading as Davy Global Fund Management, is deemed authorised and regulated by the Financial Conduct Authority. Details of the Temporary Permissions Regime, which allows EEA-based firms to operate in the UK for a limited period while seeking full authorisation, are available on the Financial Conduct Authority's website. In Luxembourg, Davy Global Fund Management Limited is authorised by the Central Bank of Ireland and is subject to limited regulation by the Commission de Surveillance du Secteur Financier.

Davy Global Fund Management Luxembourg S.A. ('DGFMSA') is registered with the RCS under no. B124965 with the registered office at 1, rue Hildegard von Bingen, L-1282 Luxembourg, G.D. Luxembourg. DGFMSA is supervised by the CSSF as a Management Company authorised under Chapter 15 of the Law of 17 December 2010 with number S00000727 and Alternative Investment Fund Manager according to the Law of 12 July 2013 with number A00000148.

Details about the extent of our authorisation and regulation by the Central Bank of Ireland, the Financial Conduct Authority and Commission de Surveillance du Secteur Financier are available from us upon request.